
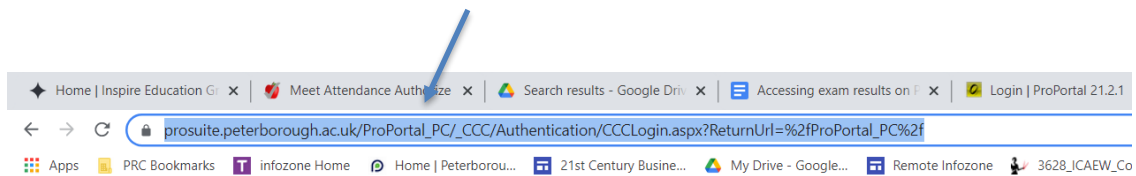


Remember exam results for GCSE and certain vocational qualifications such as BTECs, OCR etc cannot be released until 10th August for Level 3 and 12th August for all other qualifications. The portal will not be open until after 8.30 am on these days.

Step 1 – you will need to type this address into your URL -

https://prosuite.peterborough.ac.uk/ProPortal_PC/

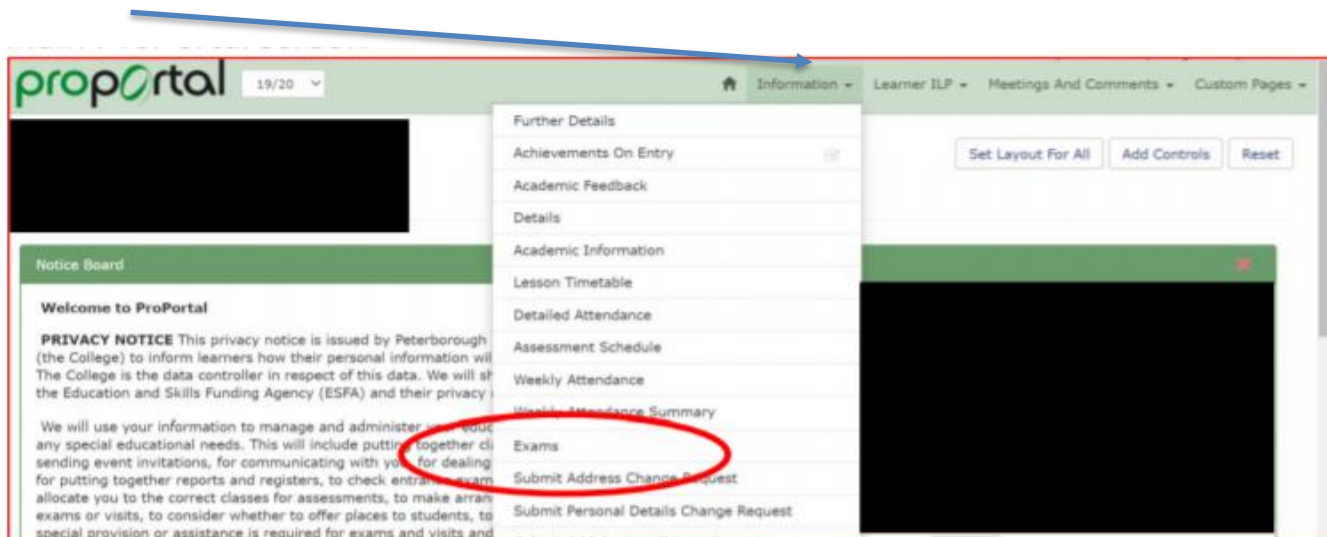
A screenshot of the ProPortal login page. The page header features the Peterborough College logo and the text 'Peterborough College'. Below the header is the 'proportal' logo and 'Version 21.2.1'. The main content area contains the text: 'Please login using your College Network Username and Password. If you have any issues logging in, please email itservices@ieg.ac.uk'. There are two input fields: 'Username: Enter your username' and 'Password: Enter your password'. Below these fields is a checkbox labeled 'Remember me' and a green 'Log In' button. At the bottom of the form is a link: 'Submit An Account Request'.

Step 2 – Complete the log in. The network username is your Student ID number found on your badge). If you need a password reset please contact itservices@ieg.ac.uk and email them the following.

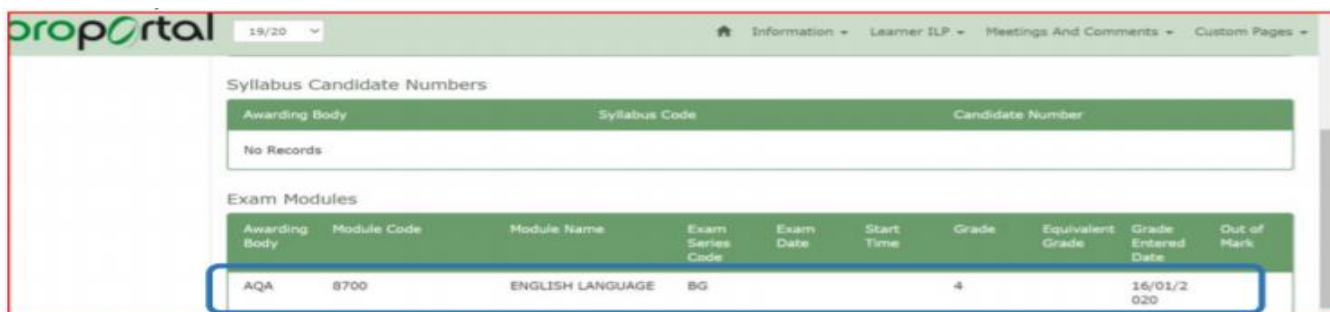
- Student Number
- Student Full Name
- Student Date of Birth
- Students address on the system

Accessing Exam Results on ProPortal

Step 3 - If login is successful, you should see the main ProPortal screen, click on information, then select exams.




Step 4 - You should be able to see your results. An example of a GCSE result



The screenshot displays the 'Exam Modules' section of the ProPortal. A table lists exam results, with one row highlighted by a blue box. The table has the following columns: Awarding Body, Module Code, Module Name, Exam Series Code, Exam Date, Start Time, Grade, Equivalent Grade, Grade Entered Date, and Out of Mark.

Awarding Body	Module Code	Module Name	Exam Series Code	Exam Date	Start Time	Grade	Equivalent Grade	Grade Entered Date	Out of Mark
AQA	8700	ENGLISH LANGUAGE	BG			4		16/01/2020	

An example of a different type of result



The screenshot displays the 'Exam Modules' section of the ProPortal. A table lists exam results, with one row highlighted by a blue box. The table has the following columns: Awarding Body, Module Code, Module Name, Exam Series Code, Exam Date, Start Time, Grade, Equivalent Grade, Grade Entered Date, and Out of Mark.

Awarding Body	Module Code	Module Name	Exam Series Code	Exam Date	Start Time	Grade	Equivalent Grade	Grade Entered Date	Out of Mark
CAVA	40003759(CA554)	ACCESS TO HE : SCIENCE	09			PA		06/08/2020	