
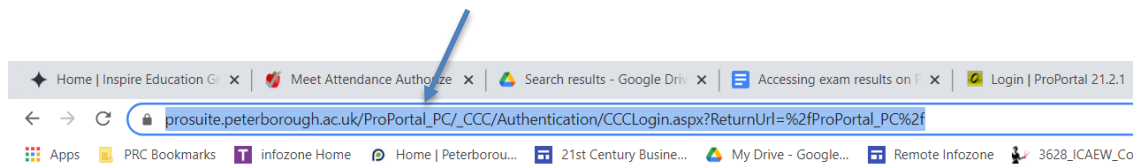



Remember exam results for GCSE and certain vocational qualifications such as BTECs, OCR etc cannot be released until 18th August for Level 3 and 25th August for all other qualifications. The portal will not be open until after 8.30 am on these days.

Step 1 – you will need to type this address into your URL -
https://prosuite.peterborough.ac.uk/ProPortal_PC/



 Peterborough
College

proportal
Version 21.2.1

Please login using your College Network Username and Password.
If you have any issues logging in, please email itservices@ieg.ac.uk

Username:

Password:

Remember me

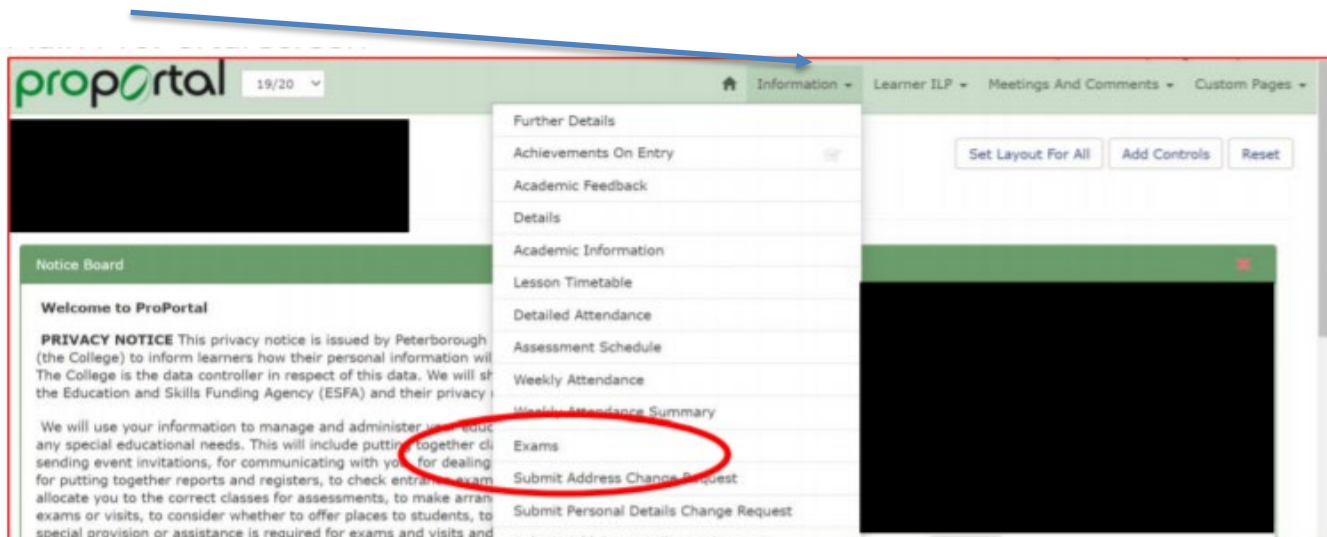
[Submit An Account Request](#)

Step 2 – Complete the log in. The network username is your Student ID number found on your badge). If you need a password reset please contact itservices@ieg.ac.uk and email them the following.

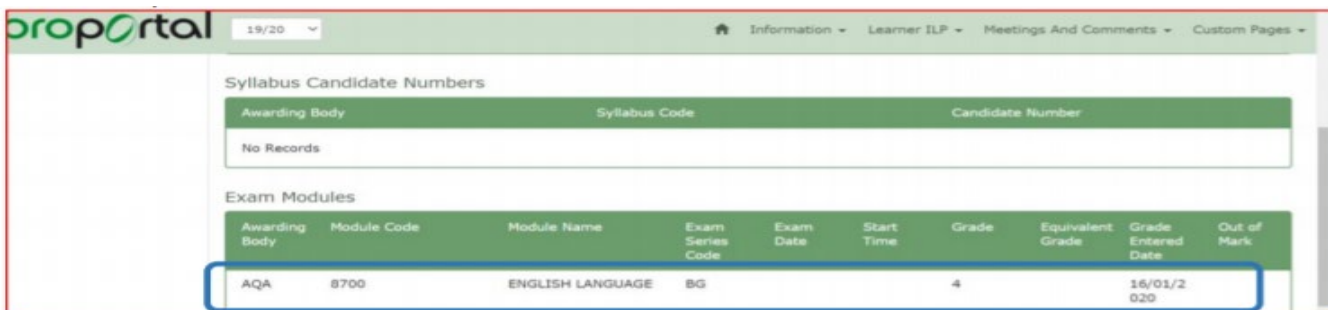
- Student Number
- Student Full Name
- Student Date of Birth
- Students address on the system

Accessing Exam Results on ProPortal

Step 3 - If login is successful, you should see the main ProPortal screen, click on information, then select exams.



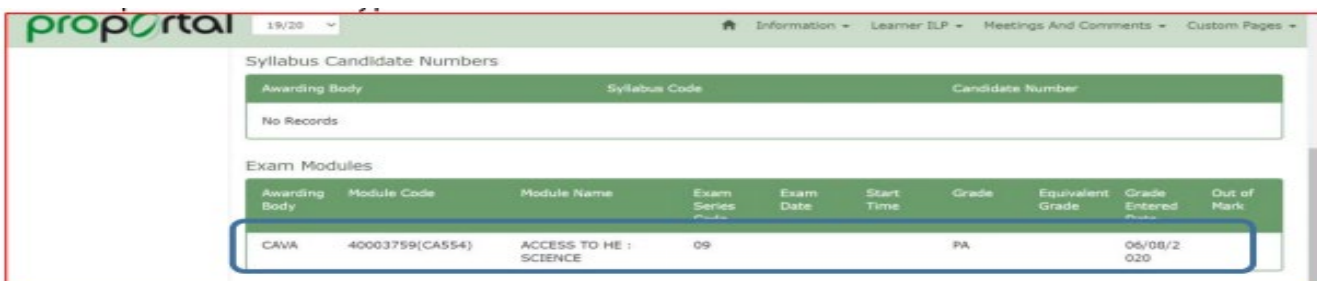
Step 4 - You should be able to see your results. An example of a GCSE result



The screenshot shows the 'Exam Modules' table with one result highlighted in a blue box:

Awarding Body	Module Code	Module Name	Exam Series Code	Exam Date	Start Time	Grade	Equivalent Grade	Grade Entered Date	Out of Mark
AQA	8700	ENGLISH LANGUAGE	BG			4		16/01/2020	

An example of a different type of result



The screenshot shows the 'Exam Modules' table with one result highlighted in a blue box:

Awarding Body	Module Code	Module Name	Exam Series Code	Exam Date	Start Time	Grade	Equivalent Grade	Grade Entered Date	Out of Mark
CAVA	40003759(CA554)	ACCESS TO HE : SCIENCE	09			PA		06/08/2020	